

OXFORDSHIRE PUBLIC SERVICE BOARD - 2 SEPTEMBER 2009

PERFORMANCE MANAGEMENT REPORT: QUARTER 1

Introduction

This report considers performance against our Local Area Agreement 2008-2011 targets under the following headings:

1. Summary of Performance.
2. Achievements in Quarter 1 (Q1).
3. Targets not achieved.
4. No Report on Targets.
5. Place Survey Targets
6. Targets Dependant on Annual or Bi-Annual Reporting

The report is supported by two annexes:

1. Annex 1 is a report on the educational attainment of children in care, as requested by the Public Service Board.
2. Annex 2 lists the Local Area Agreement 2008-2011 targets identified as not achieving target, those not reporting this quarter, those in the place survey, and those reported annually or bi-annually.

Further information about each target is included in the booklet: 'Local Area Agreement 2008-2011, Performance Monitoring 2009-2010: Quarter 1' which has been circulated to members of the Public Service Board.

1. Summary of Performance

Performance	Green	Amber	Red	Not reported
Number	20	10	6	10

Trend	Increasing	No change	Decline	Not reported
Number	7	25	4	10

20 of the 46 Local Area Agreement 2008-2011 targets are showing good performance in quarter 1. However, 26 are either performing poorly or are not in a position to provide information.

2. Achievements in Q1

Five targets have shown improved performance over the quarter:

1. *Reduce the assault with injury crime rate* (NI20 – Safer Communities Partnership)
2. *Reduce admissions caused by unintentional/deliberate injuries to children/young people* (Oxfordshire Children's Trust)
3. *Secondary school persistent absence rate* (Indicative) (NI87 – Oxfordshire Children's Trust)

4. *Increase percentage of pupils travelling by walking, cycling, bus or car share* (NI198 – Oxfordshire Public Service Board)
5. *Improved street and environmental cleanliness (detritus)* (Environment & Waste Partnership)

Two targets not reported in Quarter 4 are now showing positive performance and are reported as green:

1. *Increase participation in regular volunteering by local people* (NI6 – Stronger Communities Partnership)
2. *Repeat incidents of domestic violence* (NI32 – Oxfordshire Safer Communities Partnership)

3. Target not achieved

Six targets have not been met at end of year:

1. These are listed in Annex 2.
2. This figure is 4 less than in Q4 2008-2009.
3. There is only one new red target: *Number of affordable homes delivered* (NI155 – Oxfordshire Housing Partnership; this reflects the current economic situation, and the target is subject to re-negotiation).

4. No report on target

There are 7 indicators 'not reported'

1. These are listed in Annex 2
2. The figure represents a slight decrease.
3. In some cases, the 'no report' is due to delays in setting a target, and/or to the timeline for reporting data.

5. Place Survey Targets

Four targets for Local Area Agreement 2008-2011 are dependent upon Place Survey results:

1. There is a full list in Annex 2
2. The baseline data for these targets has been published.
3. Work is underway to ensure that these indicators are being 'proactively managed,' and that actions are identified to improve the baseline figure.

6. Targets Dependant on Annual or Bi-Annual Reporting

The Local Area Agreement 2008-2011 includes 23 indicators which are not reported quarterly (this represents 50% of the total set):

1. There is a full list at Annex 2.
2. 9 of these are on target, 9 are not on target, 2 have baseline data only, and 3 are not being reported this quarter due to a lack of information.
3. This means that performance information for targets can remain static until updated data is released, and areas of concern may therefore not be appropriately flagged.

Recommendation

1. The Public Service Board is asked to consider the remedial actions (where identified) for targets reported as red, and agree the recommendation made in this report.
2. The Public Service Board is asked to consider the report provided by the Oxfordshire Children's Trust Board at Annex 1, and to comment on whether or not the Public Service Board finds the actions and initiatives identified to be satisfactory.

Tracy Luck
Head of Strategy
Oxfordshire County Council


25 August 2009

ANNEX 1

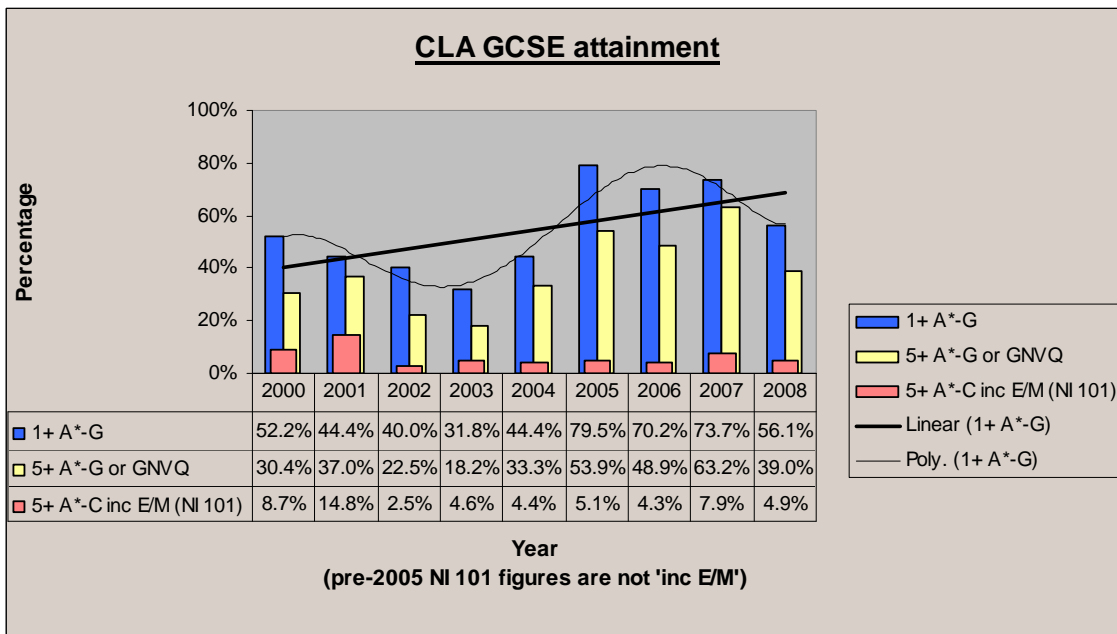
OXFORDSHIRE CHILDREN'S TRUST BOARD - May 2009

WHAT IS THE STORY BEHIND THIS TREND? - Analysis of Performance

The graph below shows the LAA target against the national indicator. From 2004-07 results for 5 A*-C including English and maths have been below target and below national average. Despite this the figure had actually improved locally until 2008.

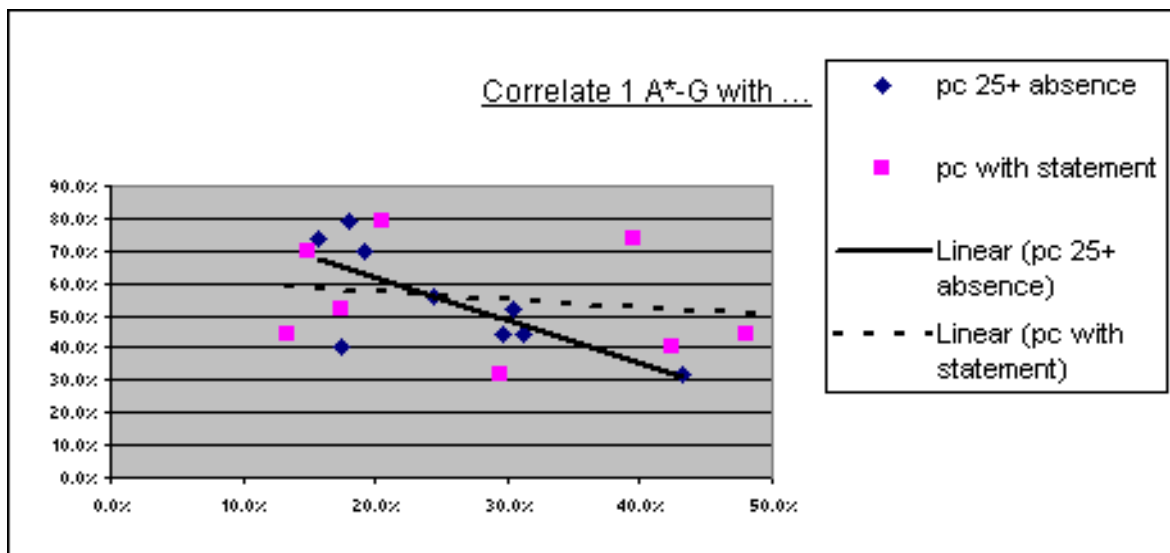


The graph below shows more achievable targets e.g. results to grade G. For the past 3 years results for 1 GCSE and 5 A*-G have been above national figures.



The graph below shows correlation between results, absence & statements.

There appears to be a connection between basic GCSE attainment and absence rates, but not so much with percentage of pupils with statements (see chart). The type of statement, however, is an influencing factor as explained below.



Last academic year (2007-08) had a larger proportion of students with statements (46%) than the previous year (41%) or this year (40%). In 2007-08, of those students with statements, there was a more significant proportion of students stated for learning disability (68%) than either the previous year (54%) or this year (32%). This affected what results were possible.

In 2007-08 critical staff vacancies affected the management and running of the virtual school e.g. KS4 co-ordinator, learning mentors and service manager

In 2007-08 a small number of children were not entered for exams by their schools due to judgements made on their ability to achieve a grade G, based on their attendance at school and their learning to date

Also to note of that cohort is that two students who did achieve 5 A*-C sat the exams one year late and therefore did not count in the figures

WHAT IS BEING DONE? - Current initiatives and their impact

- Intervention is taking place when children are denied a place in the school which best matches their needs. This can be evidenced in 3 cases already where children have been accepted and another local authority has allocated support for GCSE English and Maths (where previously none had been provided).
- Improved regular training for designated teachers in secondary schools is being undertaken and, of the five priority schools (Banbury, Oxford Academy, Oxford Community School, Cheney and Cherwell) only one has not engaged yet. The evaluation has been very positive but the impact is yet to be seen.

- There is improved partnership with the Pupil Referral Units. The impact has been an increased focus on appropriate curricula supported intervention e.g. a child previously making little progress is now working towards an English GCSE.
- A KS4 improvement plan was drawn up in October 2008 which sits under the Virtual School Development Plan. Some impact of the tracking systems has already been evidenced:
 1. 2 students not attending receiving an offsite study programme
 2. Student provided with a personal education plan, learning support for English as an additional language, additional TA support and the instatement of a designated teacher in school
 3. Easter revision tuition for a very able student
 4. Easter revision tuition for a student in danger of getting no GCSEs

A number of other initiatives are underway but it is too soon to evidence their impact:

- Six 'local admissions panels' are being piloted to secure a more even distribution of vulnerable learners across secondary schools, when transferring mid year. The pilot to be evaluated April 2010.
- All year 11 learners allocated £400 for tailored support intervention and rewards agreed at a meeting between the school, the carer and the student.
- A 'Continual Professional Development' programme for learning mentors in all core subjects and behaviour for learning.
- Secondary heads to send KS4 results to the Virtual School on publication and have started seeking permission from students to do so in order that learners for English and Maths re-takes can be identified immediately
- ICT home learning access for the current year 9 (year 10 2009-10).

WHAT NEEDS TO BE DONE NOW? - Quick wins and longer term solutions

- By Sept 2009 a Virtual School 'shadow structure' to be in place. Two primary posts now in place, one of which supports children making the transition between year 6 & 7.
- By Sept 2009 a protocol to secure rapid transition of looked after learners, needing a change of school, will be in place. This will be supported by a 12 month 'Schools Forum Initiative' pilot, allocating £1500 - 3000 of local support for each looked after learner. Pilot to be evaluated April 2010.
- Appoint a 'continuity mentor' to case manage high-level need children at points of educational transition, support Key stage 3 and develop work with out of county learners.
- Remove other barriers for learners with high-level need through the 'Team around achievement' initiative and by challenging the current policy on statementing learners, which leads to a delay in receiving specialist provision.
- Development of an Attendance Action plan including the appointment of an Education social worker to take immediate action on attendance.
- Complete all actions marked red or amber in the 2008-10 development plan by the end of December 2009.

- Identification of year 10 students who can sit exams early to increase motivation.
- English & Maths re-take classes for LAC estimated at grade C+ who underachieved.
- Develop partnership with Oxfordshire Primary Head teachers Association & Oxfordshire Association of Special School Head teachers to raise achievement, ensure early warning on non-entry to exams and deliver effective interventions.

Work with School Improvement Partners (SIP)

- to collect schools targets for year 10 from SIP reports by Dec 2009.
- to check exam entries for all looked after children.
- Build on secondary Head teacher and Designated Teachers improved understanding of LAC targets, provide training and support in flexible curricula and early entry to exams.

Achieve current estimates (May 2009)

5 A*-C inc E&M	5 students	9.6% of cohort
5 A*-C	8 students	15.4% of cohort
5 A*-G	22 students	42.3% of cohort
1 A*-G	34 students	65.4% of cohort
Entry level	6 students	11.5% of cohort

- Publish a **handbook for designated teachers** and develop regular **training** for designated teachers in primary schools
- Recognise the need for cross-professional workers to understand each others' challenges and opportunities to better work together.
- Identify opportunities for co-location, work shadowing and shared training.

ANNEX 2

Not achieving target

	Q3	Q4	Q1	Target 09-10
Children's Trust				
NI 075: Achievement of 5 or more A*-C grades at GCSE or equivalent including English and Maths	50	50.5	50.5	54.3
NI 101: Looked after children achieving 5 A – C GCSEs (or equivalent) at KS4 (with English and Maths)	4.9	4.9	4.9	20
NI 112: Reduce the under 18 conception rate	NR	-5	-5.6	-21
NI 117: Increase number of 16-18 year olds in education, training or employment	6.1	6.2	6.8	4.2
Oxfordshire Housing Partnership				
NI 154: Number of additional homes provided	NR	1632	302	3043
NI 155: Number of affordable homes delivered		784	87	868

Performance not reported

Health & Well-being Partnership

- **NI 08:** Increase adult participation in sport and active recreation

No information available as Sport England are currently reviewing the reporting of data and proposing to report NI 8 6 monthly.

- **NI 141** Increase number of vulnerable people achieving independent living

This indicator is reported a quarter in arrears

Safer Communities Partnership

Children's Trust

- **NI 110** Increase young people's participation in positive activities

This target is not reported as the 2008-09 Tell Us survey result provided a baseline, and performance cannot be reported until the results of the next annual Tell Us survey are available.

Oxfordshire Public Services Board

- **NI 152:** Reduce number of working age people on out of work benefits

No information is available as benefit agencies have yet to update data.
(Please note that Local Area Agreement 2009-1010 'refresh' states that target will be subject to renegotiation during 2009-2010)

- **NI 162/NI 164:** Working population qualified to L2 or higher and L3 and higher

Not reported as data is not available until August 2009

Environment & Waste Partnership

- **NI 185:** Reduce CO2 emissions caused by local authority activities as 2008-09 is the baseline year. Target will be available at end of August 2009.

Place Survey Targets

	Baseline 2008-09	Target 2010-11
Oxfordshire Public Service Board		
NI 5: Improve the overall/general satisfaction of residents with local area	86.5%	87.9%
NI 140: fair treatment by local services	77%	79%
Stronger Communities Partnership		
NI 6: Increase participation in regular volunteering by local people	28.6%	30.7%
Safer Communities Partnership		
NI 21: Dealing with local concerns about antisocial behaviour and crime	27.5%	29.5%

Reported annually/bi-annually

		Current performance status
NI005	Overall/general satisfaction with local area	Baseline
NI006	Participation in regular volunteering	Green
NI021	Dealing with local concerns about anti-social behaviour and crime by the local council and police	Amber
NI056	Obesity among primary school age children in Year 6	Green
NI072	Achievement of at least 78 points across the Early Years Foundation Stage with at least 6 in each of the scales in Personal Social and Emotional Development and Communication, Language and Literacy	Green

NI073	Achievement at level 4 or above in both English and Maths at Key Stage 2 (Threshold)	Green
NI075	Achievement of 5 or more A*-C grades at GCSE or equivalent including English and Maths (Threshold)	Red
NI081	Inequality gap in the achievement of a Level 3 qualification by the age of 19	Amber
NI087	Secondary school persistent absence rate	Amber
NI092	Narrowing the gap between the lowest achieving 20% in the Early Years Foundation Stage Profile and the rest	Green
NI093	Progression by 2 levels in English between Key Stage 1 and Key Stage 2	Green
NI094	Progression by 2 levels in Maths between Key Stage 1 and Key Stage 2	Amber
NI099	Children in care reaching level 4 in English at Key Stage 2	Green
NI100	Children in care reaching level 4 in Maths at Key Stage 2	Green
NI101	Children in care achieving 5 A*-C GCSEs (or equivalent) at Key Stage 4 (including English and Maths)	Red
NI110	Young people's participation in positive activities	Baseline
NI112	Under 18 conception rate	Red
NI120	All-age all cause mortality rate	Green
NI140	Fair treatment by local services	Not Reported
NI154	Net additional homes provided	Red
NI163	Working age population qualified to at least Level 2 or higher	Not reported
NI164	Working age population qualified to at least Level 3 or higher	Not reported
NI198	Children travelling to school – mode of travel usually used.	Amber