



## Oxfordshire Partnership Performance

[Health & Well-being Board](#)

[Housing Partnership](#)

[Children's Trust](#)

[Public Service Board](#)

[Voluntary Sector Development Programme](#)

[Safer Communities Partnership](#)

[Waste Partnership](#)







### Key to symbols used

- ★ Performance on target
- Performance off target - attention required
- ▲ Performance below target - action required
- » Indicator not required for reporting this quarter
- ? Performance data missing

### Stretch targets from LAA1

In line with previous LAA1 reporting, these targets are allocated a green, amber or red status based on the assessment of the target lead. To effectively represent these within PerformancePlus they have been allocated a numeric value of 3 (green/on target), 2 (amber/off target) or 1 (below target).

## Oxfordshire Health and Well-being Board

	Current Actual	Current Target	Current Performance	Comments	Progress
Stretch target - Number of falls in care homes	1.0	3.0		<b>LAA Performance</b> Presentation to be made at PSB.	?
Stretch target - Number of people receiving intensive home care support to live at home	2.0	3.0		<b>LAA Performance</b> Department of Health have identified w/c 8 September as sample week. Taskforce in place meeting fortnightly to maximise this account. Submission date 7 November.	?
 Adults who participate in sport (percentage of population aged 16+)	?	25.3	?		?
Mortality rate from all causes at all ages (per 100,000 population)	?	?	»»		?
 Rate of delayed transfers of care from NHS hospitals (per 100,000 population aged 18+)	19.8	21.2			?
 Carers whose needs were assessed/reviewed (percentage of people receiving a community based service)	?	?	»»		?

Housing Partnership

	Current Actual	Current Target	Current Performance	Comments	Progress
Stretch target - Affordable housing	3.00	3.00	★		?
NI154 Net additional homes provided	?	?	»»		?
NI155 Number of affordable homes delivered (gross)	?	?	»»		?
NI156 Number of households living in Temporary Accommodation	?	?	»»		?
NI141 Percentage of vulnerable people achieving independent living	?	?	»»		?

## Children's Trust

	Current Actual	Current Target	Current Performance	Comments	Progress
Stretch target - GCSE (5 A-C) including English & Maths	1.0	3.0		<b>LAA Performance</b> Aggregate of schools' estimates is 52% to gain % + A* - C including English and mathematics. This is the first year estimates have been collected so there is no evidence base upon which to assess likelihood of achieving this. Increased involvement of Young People and Access to Education services in support to schools causing concern and national challenge schools.	
Stretch target - Those leaving care with 1 GCSE	2.0	3.0		<b>LAA Performance</b> Performance of 78% achieved in 2007-08, but the nature of the cohort makes performance volatile.	
Stretch target - Those in care achieving 5 GCSE (A-G)	1.0	3.0		<b>LAA Performance</b> Highly unlikely to attain target of 70% owing to the particular problems associated with this year's cohort, which includes an especially high number of young people with learning disabilities and affective disorders.	
NI056i Percentage of children in Year 6 with height and weight recorded who are obese	?	?			
NI056ii Percentage of children in Year 6 with height and weight recorded	?	?			
NI062 Stability of placements of looked after children: number of moves	12.0	12.7		<b>LAA Performance</b> Risk of failure to reach challenging target. Slight dip in performance 2007-08. New strategy in place.	
NI070 Hospital admissions caused by unintentional and deliberate injuries to CYP	?	?			
NI081 Inequality gap in the achievement of a Level 3 qualification by the age of 19	?	30.0			
NI110 Young people's participation in positive activities	?	?			
NI111 First time entrants to the Youth Justice System aged 10 - 17	158.0	270.0			
NI112 Under 18 conception rate	90.0	100.0		<b>Indicative Position</b> Currently trajectory indicates that Oxfordshire will not achieve the 45% reduction in conception rates by 2010. No figures available and only indicative position is shown. The numbers entered have been used to reflect the amber status of this indicator and are not representative of actual performance. Currently trajectory indicates that Oxfordshire will not achieve the 45% reduction in conception rates by 2010.	
NI117 16 to 18 year olds who are not in education, employment or training (NEET)	4.6	4.8			

## Children's Trust

	Current Actual	Current Target	Current Performance	Comments	Progress
NI072 At least 78 points across Early Years Foundation Stage with at least 6 in each of the scales	?	?	»»		?
NI073 Achievement at level 4 or above in both English and Maths at Key Stage 2 (Threshold)	?	?	»»		?
NI074 Achievement at level 5 or above in both English and Maths at Key Stage 3 (Threshold)	?	?	»»		?
NI075 Achievement of 5 or more A*-C grades at GCSE or equivalent including English and Maths	?	?	»»		?
NI083 Achievement at level 5 or above in Science at Key Stage 3	?	?	»»		?
NI087 Secondary school persistent absence rate	?	?	»»		?
NI092 Narrowing the gap - lowest achieving 20% the Early Yrs Foundation Stage Profile vs the rest	?	?	»»		?
NI093 Progression by 2 levels in English between Key Stage 1 and Key Stage 2	?	?	»»		?
NI094 Progression by 2 levels in Maths between Key Stage 1 and Key Stage 2	?	?	»»		?
NI095 Progression by 2 levels in English between Key Stage 2 and Key Stage 3	?	?	»»		?
NI096 Progression by 2 levels in Maths between Key Stage 2 and Key Stage 3	?	?	»»		?
NI097 Progression by 2 levels in English between Key Stage 3 and Key Stage 4	?	?	»»		?
NI098 Progression by 2 levels in Maths between Key Stage 3 and Key Stage 4	?	?	»»		?
NI099 Children in care reaching level 4 in English at Key Stage 2	?	?	»»		?
NI100 Looked after children reaching level 4 in mathematics at Key Stage 2	?	?	»»		?
NI101 Looked after children achieving 5 A*-C GCSEs (or equivalent) at KS 4 (with English and Maths)	?	?	»»		?

Oxfordshire Public Service Board

	Current Actual	Current Target	Current Performance	Comments	Progress
LAA PS LAA1 EDE1 Skills achievement of NVQ1 or higher : Stretch target - Skills achievement of NVQ1 or higher	1.0	3.0	▲	<b>LAA Performance</b> There remain issues over definitions which are being explored with GOSE. LSC monitoring report in May showed participation at 40-49% and Achievement at 85-91%.	?
NI005 Overall/general satisfaction with local area	?	?	»»		?
NI140 Fair treatment by local services	?	?	»»		?
NI152 Working age people on out of work benefits	?	?	»»		?
NI163 Proportion aged 19-64 for males and 19-59 for females qualified to at least Level 2	0.0	76.0	▲	<b>Indicative Position</b> The target is dependent on an effective delivery group being set up. No figures available and only indicative position is shown. The numbers entered have been used to reflect the red status of this indicator and are not representative of actual performance.	?
NI164 Proportion aged 19-64 for males and 19-59 for females qualified to at least Level 3	0.0	58.0	▲	<b>Indicative Position</b> The target is dependent on an effective delivery group being set up. No figures available and only indicative position is shown. The numbers entered have been used to reflect the red status of this indicator and are not representative of actual performance.	?
NI175 Access to services and facilities by public transport, walking and cycling	?	87.1	?		?
NI179 Value for money- total net value of on-going cash-releasing gains since start of 2008-9	?	?	»»		?
NI185 CO2 reduction from Local Authority operations	3.0	3.0	★		?
NI188 Planning to adapt to Climate Change	1.0	1.0	★		?
NI198 Overall proportion of children travelling to school by car	?	?	»»		?

## Oxfordshire Voluntary Sector Development Partnership

Current Actual	Current Target	Current Performance	Comments
-------------------	-------------------	------------------------	----------

Progress

N1006 Participation in regular  
volunteering

?

?

»

?

Safer Communities Partnership

	Current Actual	Current Target	Current Performance	Comments	Progress
Stretch target - New entrants to the criminal justice system	3.0	3.0	★		?
Stretch target - Reduce reoffending	3.0	3.0	★		?
Stretch target - Domestic violence - reporting	2.0	3.0	●	<b>LAA Performance</b> Performance below target.	?
Stretch target - Domestic violence - sanctions detections	2.0	3.0	●	<b>LAA Performance</b> Performance below target.	?
Stretch target - BCS comparator crimes by PPOs	3.0	3.0	★		?
NI020 Assault with injury crime rate	1.6	1.6	●	<b>LAA Performance</b> Performance is marginally higher (worse) than the profiled position based on 2007/2008.	?
NI021 Dealing with local concerns about ASB and crime	?	?	»»		?
NI040 Number of drug users recorded as being in effective treatment	?	?	»»		?

## Waste Partnership

	Current Actual	Current Target	Current Performance	Comments	Progress
Stretch target - Reducing waste to landfill	3.0	3.0	★		?
Stretch target - Cleanliness - detritus and litter	?	?	»»		?
Stretch target - Cleanliness - satisfaction	?	?	»»		?
NI191 Residual household waste per household	121.8	182.5	★		?
NI192 Percentage of household waste sent for reuse, recycling and composting	45.4	38.0	★		?
NI195a Improved street and environmental cleanliness (litter)	?	?	»»		?
NI195b Improved street and environmental cleanliness (detritus)	?	?	»»		?
NI195c Improved street and environmental cleanliness (graffiti)	?	?	»»		?
NI195d Improved street and environmental cleanliness (fly posting)	?	?	»»		?
NI196 Improved street and environmental cleanliness - fly tipping	?	?	»»		?