











Monitoring Local Area Agreement (LAA2) targets





LAA2 targets – Health and Well-Being Board: Q3 performance					
	Q3 Actual	Current Target	Current Performance	Comments	Progress
<p>Increase adult participation in sport (NI 8: percentage)</p> <p><i>Measure:</i> Percentage of adults who participated in 30 minutes sport and active recreation, at moderate intensity, for 3 or more days a week</p>	25.5%	26.5%	 <p><i>Good performance is typified by a statistically significant increase</i></p>	<p>Explanation of current LAA performance:</p> <ul style="list-style-type: none"> Sport England reported in December on the Oct 2008 to Oct 2009 Active People survey. 2,488 people were surveyed. Oxfordshire has the 2nd highest increase from the 2005/06 baseline in participation of any county in England. <p>Remedial action being taken if performance is not on target: <u>Examples of success</u></p> <ul style="list-style-type: none"> 'Two Left Feet' dance project underway in Vale of White Horse 'Fit Families' project started in West Oxfordshire Review of Partnership completed Work place activity in South Oxfordshire 'Return to Sport' launched in Oxford City <p>Risks to future LAA delivery:</p> <ul style="list-style-type: none"> Partnership been through significant change in the last year including a reduction in funding for local supply activities which may have a detrimental effect. Reduction in capacity of partners to deliver. Co-ordination and joined up planning of partners at a local level. Uncertainty to Core Team funding post March 201/ retaining good staff. 	
<p>Reduce gap in all-age/ all-cause mortality rate between best and worst 20% (NI 120: rate per 100,000)</p> <p><i>Measure:</i> The directly age standardised mortality rate per 100,000 population, from all causes at all ages</p>	- deaths	154.2 deaths	 <p><i>Good performance is typified by a reduction in rates</i></p>	<p>Explanation of current LAA performance:</p> <ul style="list-style-type: none"> Data not available until Q4 (last report was better than target – i.e. 'Green') <p>Remedial action being taken if performance is not on target:</p> <ul style="list-style-type: none"> <p>Risks to future LAA delivery:</p> <ul style="list-style-type: none"> 	




	Q3 Actual	Current Target	Current Performance	Comments	Progress
<p>Reduce delays in transferring people from hospital to home/other care (e.g. community hospital) (NI 131: rate per 100,000)</p> <p><i>Measure:</i> <i>The average weekly rate of delayed transfers of care from all NHS hospitals per 100,000 adults</i></p>	13.4 people (delayed per week per 100,000 population aged 18+)	19.3 people (delayed per week per 100,000 population aged 18+)	 <p><i>Good performance is typified by a lower rate</i></p>	<p>Explanation of current LAA performance:</p> <ul style="list-style-type: none"> <p>Remedial action being taken if performance is not on target: n/a</p> <p>Risks to future LAA delivery:</p> <ul style="list-style-type: none"> 	
<p>Increase carers receiving needs assessment/review/ specific carer's service (NI 135: percentage)</p> <p><i>Measure:</i> <i>The number of carers whose needs were assessed or reviewed by the council in a year who received a specific carer's service, or advice and information in the same year as a percentage of people receiving a community based service in the year</i></p>	5.0%*	20.3%	 <p><i>Good performance is typified by higher percentages</i></p>	<p>Explanation of current LAA performance:</p> <ul style="list-style-type: none"> "We have identified a significant recording issue. To count an instance which counts for NI 135, 4 key pieces of information are required. All four of these relate to different recording practices on Swift and may therefore be completed by different people/ teams. In November there were 3,000 potential chances where a carer could be involved, have an assessment and a consequent service. Of the 3,000 only 50 had all of these 4 key fields recorded. However there were hundreds of partially completed instances. We are therefore confident that the practice is at, or in excess of, the target. <p>Remedial action being taken if performance is not on target:</p> <ul style="list-style-type: none"> We have organised a special series of monthly meetings to go through all cases on each of the four steps with fieldworkers. They are then correcting this for the following month. There remains the possibility that historical data can be reviewed centrally if the target is not met. In the long term the current review of systems in adult social care should address the recording issue" <p>Risks to future LAA delivery:</p> <ul style="list-style-type: none"> 	







	Q3 Actual	Current Target	Current Performance	Comments	Progress
Number of vulnerable people achieving independent living (NI 141: percent) <i>Measure: The number of service users (i.e. people who are receiving a Supporting People Service) who have moved on from supported accommodation in a planned way, as a percentage of total service users who have left the service.</i>	65.0%	60.0%	 <i>Good performance is typified by a high percentage</i>	Explanation of current LAA performance: <ul style="list-style-type: none"> Reported a quarter in arrears due to timings of collection of data. Remedial action being taken if performance is not on target: n/a Risks to future LAA delivery: <ul style="list-style-type: none"> 	

* The end of year carers' target is 20.3% but recording and process factors mean that historically performance improves exponentially throughout the year.

LAA2 targets – other partnerships: Q3 performance

	Q3 Actual	Current Target	Current Performance	Comments	Progress
<p>Number of people in volunteering (NI 6: percentage)</p> <p><i>Measure:</i> Number of people giving unpaid help through groups, clubs or organisations, which support social, environmental, cultural or sporting objectives at least once a month</p>	-	30.4% (2010/ 11 target)	 <i>Good performance is typified by higher percentages</i>	<p>Explanation of current LAA performance:</p> <ul style="list-style-type: none"> Data only available annually Rated 'Green' due to the detailed action plans being in place to improve performance being achieved <p>Remedial action being taken if performance is not on target:</p> <ul style="list-style-type: none"> <p>Risks to future LAA delivery:</p> <ul style="list-style-type: none"> 	
<p>Number of drug users in effective treatment (NI 40: number)</p> <p><i>Measure:</i> The change in the total number of drug users, using crack and/or opiates recorded as being in effective treatment, when compared with the number of drug users using crack and/or opiates recorded as being in effective treatment in the baseline year of 2007/8.</p>	1,913 drug users	1,702 drug users	 <i>Good performance is typified by an increase in the number of drug users recorded</i>	<p>Explanation of current LAA performance:</p> <ul style="list-style-type: none"> This indicator is reported at best a quarter in areas due to the lag in the time line preventing effective treatment being worked out any earlier than 3½ months after the end of the period in question. Note that the figures details performance only at month 6 (Q2 rather than at the end of Q3). Month 9 (i.e. Q3) has not been reported yet. Oxfordshire's Q2 performance of 1,913 PDUs in effective treatment already exceeds the target for the end of year, as well as Q3. The current projected performance for month 9 is 2,005 <p>Remedial action being taken if performance is not on target: n/a</p> <p>Risks to future LAA delivery:</p> <ul style="list-style-type: none"> 	

<p>Number of people on work related benefits (NI 152: percentage)</p> <p><i>Measure:</i> The percentage of the working age population who are claiming out of work benefits</p>	-	5.9%	 <i>Good performance is typified by a reduction in the rate</i>	<p>Explanation of current LAA performance:</p> <ul style="list-style-type: none"> Data only available annually (last report was worse than target – i.e. ‘Red’) <p>Remedial action being taken if performance is not on target:</p> <ul style="list-style-type: none"> Terms of reference and Action Plan developed. Continuing OEP support for the Job Clubs county-wide. <p>Risks to future LAA delivery:</p> <ul style="list-style-type: none"> This target is due for refresh in 09/10. Renegotiation deferred to later in 09/10 due to current economic climate. 	
<p>Households in temporary accommodation (NI 156: number)</p> <p><i>Measure:</i> The numbers of households living in temporary accommodation provided under the homelessness legislation</p>	368 households	577 households	 <i>Good performance is typified by a lower number</i>	<p>Explanation of current LAA performance:</p> <ul style="list-style-type: none"> Target exceeded. <p>Remedial action being taken if performance is not on target: n/a</p> <p>Risks to future LAA delivery:</p> <ul style="list-style-type: none"> . 	

KEY	
<u>Current performance</u>	<u>Progress</u>
 LAA2 on target;	 A green tick indicates performance trend is improving
 LAA2 within 10%, requires attention;	 A red cross indicates performance trend is worsening
 LAA2 off target, requires action;	 Up/ down arrows show the direction of the actual information

Performance not reported

Health & Well-being Partnership

- **NI 120:** Reduce gap in all-age/ all-cause mortality rate between best and worst 20%
No information available as data only reported annually

Oxfordshire Public Services Board

- **NI 152:** Reduce number of working age people on out of work benefits
No information is available as benefit agencies have yet to update data.
(Please note that Local Area Agreement 2009-1010 'refresh' states that target will be subject to renegotiation during 2009-2010.
Renegotiation has been deferred to later in 2009/10 due to current economic climate.)

Place Survey

	Baseline 2008-09	Target 2010-11	Last result	Current status
Oxfordshire Voluntary Sector Development Partnership				
NI 06: Increase participation in regular volunteering by local people (Rated 'Green' despite being below target and below baseline when last reported due to the detailed action plans being in place to improve performance being achieved.)	28.7%	30.4%	28.6%	Green