





Draft Oxfordshire Sustainable Community Strategy

Request for feedback on the draft sustainable community strategy

Please discuss this document in your partnership, forum, organisation or council and feedback your comments and ideas. In doing so please note the following:

- The Oxfordshire Partnership has agreed the broad themes as :
 - A World Class Economy
 - Environment and Climate Change
 - Healthy and Thriving Communities
 - The main cross-cutting theme is Breaking the Cycle of Deprivation - indicated in the table as 
 - Climate change issues are also indicated in the table as  to illustrate how they cut across other themes and pledges.

The Partnership requests further feedback on:

- the pledges (promises the Partnership will make to the community)
- actions and targets to meet those pledges,
- indicators to measure progress
- which partnerships could be involved in implementing actions.

- The final strategy will include county-wide strategic issues that are supported by data and evidence and where partnership working will add value and get things done.
- Local issues and actions are very important and the detail could be set out in the sustainable community strategies of district local strategic partnerships. These are bound to include issues of local concern that are different from other districts and therefore of the county as a whole. However where there are common issues it may be desirable to link them so that local projects/actions support wider aims and county-wide initiatives give support to local projects/actions.
- The strategy should add value to the important work being done by thematic partnerships (such as the Oxfordshire Children and Young People's Partnership) by ensuring that key issues of wider concern (for example: supporting our young people to lead successful and happy lives) are supported by all partnerships at any level.

Submit your comments by 30th November to:

Claire Evans, Strategic Partnership Manager: Claire.evans@oxfordshire.gov.uk

Background information

Developing a long-term vision for Oxfordshire

The Oxfordshire Partnership is currently developing a Sustainable Community Strategy. This is a long-term vision for the county which highlights the big issues facing our diverse communities in rural and urban areas. It sets out the things that we can do together through participation – between organisations, between sectors, by communities and individuals in communities – in order to improve the quality of life for everyone. The final version won't be called a sustainable community strategy. A name will be agreed by the Partnership in December.

Whose plan is it?

This is being developed by the Oxfordshire Partnership for everyone who lives in, works in or visits Oxfordshire. It's a partnership plan – developed by the voluntary, community, faith, public and private sectors - not a council plan, and wherever possible the Partnership seeks to involve and engage local people in its development.

Working together

The Oxfordshire Partnership supports the principle of subsidiarity – that actions should be handled at the most local level that is practicable in order to get things done. Each of the 5 district council areas also has a local strategic partnership and they are developing their own local strategies. We are working to link these together so that projects/actions support wider aims and county-wide initiatives give support to local projects/actions.

How we have developed the strategy so far ...

Stage 1: Evidence and data : The Partnership published a discussion document 'Oxfordshire Futures' in July which described some of the important social, economic and environmental trends affecting the future of the county.

Stage 2: Engaging with partners: Representatives from over 200 organisations attended events in July and debated the implications of these trends and the important issues arising from them.

Stage 3: Developing themes: Individual partnership groups and organisations produced a series of 12 thematic briefing papers covering subjects such as community life, community safety and the economy.

Stage 4: Review : The trends and options that emerged from the events and the thematic briefing papers were reviewed in 2 well attended workshops held in September - one for the Oxfordshire Partnership and district Local Strategic Partnerships and one for elected members of Parish, Town, District and County Councils.




Please look at our website for further information about all of the above.




www.oxfordshirepartnership.org.uk.







Stage 5: Developing this document: A small working group (which included district and city council and Primary Care Trust colleagues) then reviewed all of the above (the evidence/data and the views of elected members and those representing organisations, communities and businesses) and a first draft was debated at the meeting of the Oxfordshire Partnership on 23rd October. This document reflects all the feedback received to date.






What next?

- We will record your feedback and include it where it meets the criteria above. If it is not included we will state why and do our best to provide the information to the relevant partnership where it can be best used.
- The revised draft will go to the Oxfordshire Partnership on 11th December.
- There will be a public consultation throughout January and February.
- There will be an opportunity for you to provide further feedback during that time.
- The final version will be adopted by the Oxfordshire Partnership and Oxfordshire County Council (as the accountable body) in April 2008.

Priority	Current position (examples)	Pledge (promises the Partnership will make to the community)	Potential Action/targets	Lead partnerships (who will deliver)
Theme: A World Class Economy				
Housing	<p>A shortage of houses and problems of affordability.</p> <p>The emerging South East Plan requires an increasing rate of house building</p>	<p>To ensure a supply of affordable homes across the county and a mix of housing options </p>	<p>50% of units in major developments that are affordable.</p>	<p>Oxfordshire Housing Partnership</p>
Transport and infrastructure	<p>Significant congestion around Oxford City and the A34/M40 junction.</p> <p>Public transport use is high compared to other counties and the policy is to continue that trend.</p> <p>Traffic growth is expected to exceed existing road capacity.</p> <p>Significant investment for roads, schools, community facilities being negotiated with developers but public funding is inadequate to meet needs.</p>	<p>Reduce congestion in and around Oxford City and market towns </p> <p>Invest in infra-structure so we can build thriving communities to support the needs of the local, regional and national economy. Including consideration of access to transport and services in small rural housing developments </p>	<p>Reduce congestion – A34/M4 junction/A40 - Witney</p> <p>Quadrant Project</p> <p>East West rail link</p> <p>Real time travel information system</p> <p>Improve the retail offer in market towns</p> <p>Increase the tourism spend across the county</p>	<p>OCC</p> <p>Public Transport Providers</p> <p>Community Transport providers</p> <p>LAs/SEEDA</p>
Breaking the cycle of deprivation (Education & Skills)	<p>GCSE performance just above UK average</p> <p>Currently there are 7.1% of working population without qualifications – lowest deficit in</p>	<p>Guaranteed standards for a good start in life</p> <p>Ensure that GCSE attainment is well above the national average</p>	<p>Attainment levels</p> <p>% of students with 5 A*-C GCSEs;</p> <p>Vocational skills</p> <p>Children looked after</p> <p>Black and minority ethnic</p>	<p>Children’s Trust</p> <p>Learning Partnership</p> <p>Oxfordshire</p>





Priority	Current position (examples)	Pledge (promises the Partnership will make to the community)	Potential Action/targets	Lead partnerships (who will deliver)
	the South East.	Have the lowest skills deficit in the UK  No neighbourhoods will be in the worst 10% areas nationally (deprivation indices)	Reduce the number of NEETS Apprenticeships Level 2/level 3 qualifications Use rural facilities to develop training/learning Increase NVQ1 and above Locality projects: Oxford, Bicester, Banbury, Didcot	Economic Partnership
Theme: Environment and Climate Change				
Carbon footprint	Increasing temperatures and extreme weather Carbon emissions are continually rising Statutory organisations taking steps to reduce their carbon footprint Oxfordshire's carbon footprint is larger than some developing nations	Public sector to lead by example to reduce the county's carbon footprint  Engage further with communities and schools to reduce carbon footprint 	Increase number of eco homes in Oxfordshire Encouraging local communities to reduce their carbon footprint	Climate Change partnership Environment partnership
Flooding	2007 flooding the worst in a century and serious flooding	Action to protect our	Specific capital projects	Climate Change. Environment

Priority	Current position (examples)	Pledge (promises the Partnership will make to the community)	Potential Action/targets	Lead partnerships (who will deliver)
	happening more frequently.	communities from flooding 	Other preventative measures Improvements in emergency response	Partnership. Emergency Planning
Waste	Oxfordshire performing well in reducing amount of waste produced Increased levies from EU for waste sent to landfill	Reduce, reuse and recycle 	Integrated waste management Reduce packaging Reduce business as well as household waste.	Waste partnership
Resource Use	Increasing demand for water but high level of wastage from supply. Periods of drought requiring hosepipe bans.	To promote better use of water resources 	Other preventative measures	Climate Change Partnership
Local environment	Oxfordshire's exceptional architectural and natural environment. But threat to biodiversity Considering the case for the proposed reservoir and its social, economic and environmental impact if it is built.	Cleaner and greener county  Improve air quality  Maintain Oxfordshire's character and built and natural heritage 	Community Projects Development and regeneration of the City and market towns Protect bio-diversity Satisfaction people have with their neighbourhoods	Environment District / City Local Strategic Partnerships Town and other local area partnerships

Priority	Current position (examples)	Pledge (promises the Partnership will make to the community)	Potential Action/targets	Lead partnerships (who will deliver)
Theme: Healthy and thriving communities				
<p>Support for local communities</p>	<p>People like living in Oxfordshire</p> <p>There are a number of parish plans/market town plans, other urban local community plans</p> <p>People in Oxfordshire are healthier than the rest of the UK and live longer but the population is ageing</p> <p>People are relatively prosperous but there are pockets of deprivation (Oxford & Banbury)</p> <p>Services and facilities in rural communities continue to decline</p>	<p>Communities where everyone feels welcome and valued </p> <p>Support local people to shape the future for their own communities  </p> <p>Renaissance for Oxford and market towns  </p>	<p>Increase number of communities developing a plan</p> <p>Increase number of actions completed from community plans</p> <p>Promote access to rights of way</p> <p>Ensure information, advice and guidance is available to all communities including BME groups</p> <p>Sustain access to local services (post offices, transport, health etc)</p> <p>Strengthen voluntary and community sector</p> <p>Join up statutory agency grant giving</p> <p>Local regeneration projects</p>	<p>Oxfordshire Voluntary Sector Development Partnership</p> <p>Health and Well-Being Partnership</p> <p>Children Young Peoples Partnership</p> <p>Oxfordshire Rural Forum</p>

Priority	Current position (examples)	Pledge (promises the Partnership will make to the community)	Potential Action/targets	Lead partnerships (who will deliver)

DRAFT

Priority	Current position (examples)	Pledge (promises the Partnership will make to the community)	Potential Action/targets	Lead partnerships (who will deliver)
Our People	<p>Ageing population, many enjoying active life longer but also intensifying pressure on health care and social services</p> <p>Extensive sporting and cultural opportunities in Oxfordshire</p> <p>Increasing trend towards obesity and other preventable health problems</p> <p>Young people often unfairly seen as a problem</p>	<p>Promote healthy lifestyles </p> <p>Supporting all our young people to make a positive contribution and live safe, happy and successful lives  </p>	<p>Increase the participation in physical and cultural activities</p> <p>Social care provision</p> <p>Extra care housing</p> <p>Reduce unplanned teenage conceptions focussing on the worst affected areas</p> <p>Rate of obesity</p> <p>Positive activities for young people</p> <p>Increase the participation in physical and cultural activities</p>	<p>Health and Wellbeing Partnership</p> <p>Children and Young People Partnership</p> <p>Oxford Inspires</p> <p>Oxfordshire Sports Partnership</p>
Safer Communities	<p>Crime levels are relatively low in Oxfordshire but crime & anti-social behaviour in Oxford is above the SE average</p> <p>Young people the most likely victims of crime</p> <p>Fear of crime out of proportion to actual crime. Proven links between alcohol/drugs and violence/anti-social behaviour</p>	<p>Reduce all crime and anti-social behaviour </p>	<p>Reduce anti-social behaviour</p> <p>Reduce alcohol related crime and anti-social behaviour</p> <p>Reduce re-offending by prolific offenders</p> <p>Reduce the fear of crime</p> <p>Promote positive attitudes to our young people</p>	<p>Safer Communities Partnership</p> <p>District Crime and Disorder Reduction Partnerships</p>

Appendix A: National Indicator Set:

Please see below the national indicator set. Targets to support delivery of the Sustainable Community Strategy in the new Local Area Agreement (LAA) will be drawn from the indicator set. For each indicator we have identified the partnership/s that are relevant to delivery.

Partnerships are asked to identify draft indicators to support delivery of the pledges in the strategy defined above. Indicators may be drawn from the indicator set below or other locally proposed measures.

Please note that those indicators highlighted in blue are mandatory LAA targets for Educational Attainment and Early Years.

Indicator	Partnership
NI 14 Avoidable contact: The average number, of customer contacts per received customer request	
NI 50 Emotional health of children PSA 12	Children and Young People's Board
NI 51 Effectiveness of child and adolescent mental health (CAMHs) services DCSF DSO	Children and Young People's Board
NI 54 Services for disabled children PSA 12	Children and Young People's Board
NI 58 Emotional and behavioural health of children in care DCSF DSO	Children and Young People's Board
NI 59 Initial assessments for children's social care carried out within 7 working days of referral DCSF DSO	Children and Young People's Board
NI 60 Core assessments for children's social care that were carried out within 35 working days of their commencement DCSF DSO	Children and Young People's Board
NI 61 Stability of looked after children adopted following an agency decision that the child should be placed for adoption DCSF DSO	Children and Young People's Board
NI 62 Stability of placements of looked after children: number of moves DCSF DSO	Children and Young People's Board
NI 63 Stability of placements of looked after children: length of placement DCSF DSO	Children and Young People's Board
NI 64 Child protection plans lasting 2 years or more DCSF DSO	Children and Young People's Board
NI 65 Children becoming the subject of a Child Protection Plan for a second or subsequent time DCSF DSO	Children and Young People's Board
NI 66 Looked after children cases which were reviewed within required timescales DCSF DSO	Children and Young People's Board
NI 67 Child protection cases which were reviewed within required timescales DCSF DSO	Children and Young People's Board
NI 68 Referrals to children's social care going on to initial assessment DCSF DSO	Children and Young People's Board
NI 69 Children who have experienced bullying DCSF DSO	Children and Young People's Board

NI 70 Hospital admissions caused by unintentional and deliberate injuries to children and young people DCSF DSO	Children and Young People's Board
NI 71 Children who have run away from home/care overnight DCSF DSO	Children and Young People's Board
NI 72 Achievement of at least 78 points across the Early Years Foundation Stage with at least 6 in each of the scales in Personal Social and Emotional Development and Communication, Language and Literacy PSA 10	Children and Young People's Board
NI 73 Achievement at level 4 or above in both English and Maths at Key Stage 2 (Threshold) PSA 10	Children and Young People's Board
NI 74 Achievement at level 5 or above in both English and Maths at Key Stage 3 (Threshold) PSA 10	Children and Young People's Board
NI 75 Achievement of 5 or more A*-C grades at GCSE or equivalent including English and Maths (Threshold) PSA 10	Children and Young People's Board
NI 76 Achievement at level 4 or above in both English and Maths at KS2 (Floor) DCSF DSO	Children and Young People's Board
NI 77 Achievement at level 5 or above in both English and Maths at KS3 (Floor) DCSF DSO	Children and Young People's Board
NI 78 Achievement of 5 or more A*-C grades at GCSE and equivalent including GCSEs in English and Maths (Floor) PSA 10	Children and Young People's Board
NI 83 Achievement at level 5 or above in Science at Key Stage 3 DCSF DSO	Children and Young People's Board
NI 84 Achievement of 2 or more A*-C grades in Science GCSEs or equivalent DCSF DSO	Children and Young People's Board
NI 85 Post-16 participation in physical sciences (A Level Physics, Chemistry and Maths) DCSF DSO	Children and Young People's Board
NI 86 Secondary schools judged as having good or outstanding standards of behaviour DCSF DSO	Children and Young People's Board
NI 87 Secondary school persistent absence rate DCSF DSO	Children and Young People's Board
NI 88 Number of Extended Schools DCSF DSO	Children and Young People's Board
NI 89 Number of schools in special measures DCSF DSO	Children and Young People's Board
NI 90 Take up of 14-19 learning diplomas DCSF DSO	Children and Young People's Board
NI 92 Narrowing the gap between the lowest achieving 20% in the Early Years Foundation Stage Profile and the rest PSA 11	Children and Young People's Board
NI 93 Progression by 2 levels in English between Key Stage 1 and Key Stage 2 PSA 11	Children and Young People's Board
NI 94 Progression by 2 levels in Maths between Key Stage 1 and Key Stage 2 PSA 11	Children and Young People's Board
NI 95 Progression by 2 levels in English between Key Stage 2 and Key Stage 3 PSA 11	Children and Young People's Board

NI 96 Progression by 2 levels in Maths between Key Stage 2 and Key Stage 3 PSA 11	Children and Young People's Board
NI 97 Progression by 2 levels in English between Key Stage 3 and Key Stage 4 PSA 11	Children and Young People's Board
NI 98 Progression by 2 levels in Maths between Key Stage 3 and Key Stage 4 PSA 11	Children and Young People's Board
NI 99 Children in care reaching level 4 in English at Key Stage 2 PSA 11	Children and Young People's Board
NI 100 Children in care reaching level 4 in Maths at Key Stage 2 PSA 11	Children and Young People's Board
NI 101 Children in care achieving 5 A*-C GCSEs (or equivalent) at Key Stage 4 (including English and Maths) PSA 11	Children and Young People's Board
NI 102 Achievement gap between pupils eligible for free school meals and their peers achieving the expected level at Key Stages 2 and 4 PSA 11	Children and Young People's Board
NI 103 Special Educational Needs – statements issued within 26 weeks DCSF DSO	Children and Young People's Board
NI 104 The Special Educational Needs (SEN)/non-SEN gap – achieving Key Stage 2 English and Maths threshold DCSF DSO	Children and Young People's Board
NI 105 The Special Educational Needs (SEN)/non-SEN gap – achieving 5 A*-C GCSE inc. English and Maths DCSF DSO	Children and Young People's Board
NI 106 Young people from low income backgrounds progressing to higher education PSA 11	Children and Young People's Board
NI 107 Key Stage 2 attainment for Black and minority ethnic groups DCSF DSO	Children and Young People's Board
NI 108 Key Stage 4 attainment for Black and minority ethnic groups DCSF DSO	Children and Young People's Board
NI 109 Number of Sure Start Children Centres DCSF DSO	Children and Young People's Board
NI 110 Young people's participation in positive activities PSA 14	Children and Young People's Board
NI 114 Rate of permanent exclusions from school DCSF DSO	Children and Young People's Board
NI 116 Proportion of children in poverty PSA 9	Children and Young People's Board
NI 55 Obesity among primary school age children in Reception Year DCSF DSO	Children and Young People's Board/ Health and Well-being
NI 56 Obesity among primary school age children in Year 6 DCSF DSO	Children and Young People's Board/ Health and Well-being
NI 112 Under 18 conception rate PSA 14	Children and Young People's Board/ Health and Well-being
NI 113 Prevalence of Chlamydia in under 20 year olds DCSF DSO	Children and Young People's Board/ Health and Well-being
NI 57 Children and young people's participation in high-quality PE and sport DCSF DSO	Children and Young People's Board/ Health and Well-being/Sports Partnership
NI 79 Achievement of a Level 2 qualification by the age of 19 PSA 10	Children and Young People's Board/ Learning and Skills

NI 81 Inequality gap in the achievement of a Level 3 qualification by the age of 19 DCSF DSO	Children and Young People's Board/ Learning and Skills
NI 82 Inequality gap in the achievement of a Level 2 qualification by the age of 19 DCSF DSO	Children and Young People's Board/ Learning and Skills
NI 91 Participation of 17 year-olds in education or training DCSF DSO	Children and Young People's Board/ Learning and Skills
NI 117 16 to 18 year olds who are not in education, training or employment (NEET) PSA 14	Children and Young People's Board/ Learning and Skills
NI 80 Achievement of a Level 3 qualification by the age of 19 PSA 10	Children and Young People's Board/ Learning and Skills?
NI 111 First time entrants to the Youth Justice System aged 10 – 17 PSA 14	Children and Young People's Board/ Safer Communities
NI 115 Substance misuse by young people PSA 14	Children and Young People's Board/ Safer Communities
NI 198 Children travelling to school – mode of travel usually used DfT DSO	Children and Young People's Board/climate change
NI 53 Prevalence of breastfeeding at 6 – 8 weeks from birth PSA 12	Children and Young People's Board/Early Years
NI 118 Take up of formal childcare by low-income working families DWP DSO	Children and Young People's Board/Economic Partnership
NI 52 Take up of school lunches PSA 12	Children and Young People's Board/Health and Wellbeing Partnership
NI 194 Level of air quality – reduction in NOx and primary PM10 emissions through local authority's estate and operations. PSA 28	Climate change
NI 151 Overall employment rate PSA 8	Economic Development
NI 152 Working age people on out of work benefits PSA 8	Economic Development
NI 153 Working age people claiming out of work benefits in the worst performing neighbourhoods DWP DSO	Economic Development
NI 166 Average earnings of employees in the area BERR DSO	Economic Development
NI 171 VAT registration rate BERR DSO	Economic Development
NI 172 VAT registered businesses in the area showing growth BERR DSO	Economic Development
NI 173 People falling out of work and on to incapacity benefits DWP DSO	Economic Development
NI 180 Changes in Housing Benefit/ Council Tax Benefit entitlements within the year DWP DSO	Economic Development
NI 187 Tackling fuel poverty – people receiving income based benefits living in homes with a low energy efficiency rating Defra DSO	Economic Development
NI 170 Previously developed land that has been vacant or derelict for more than 5 years CLG DSO	Economic Development
NI 174 Skills gaps in the current workforce reported by employers DIUS DSO	Economic Development/ Learning
NI 181 Time taken to process Housing benefit/ Council Tax Benefit new claims and change events DWP DSO	Economic Development/Housing

NI 185 CO2 reduction from Local Authority operations PSA 27	Environment/Climate Change
NI 186 Per capita CO2 emissions in the LA area PSA 27	Environment/Climate Change
NI 189 Flood and coastal erosion risk management Defra DSO	Environment/Climate Change
NI 197 Improved local biodiversity – active management of local sites PSA 28	Environment/Climate Change
NI 188 Adapting to climate change PSA 27	Environment/Climate Change/Emergency Planning
NI 183 Impact of local authority regulatory services on the fair trading environment BERR DSO	Environmental Health group
NI 184 Food establishments in the area which are broadly compliant with food hygiene law	Environmental Health group
NI 182 Satisfaction of businesses with local authority regulation services BERR DSO	Environmental Health group
NI 119 Self-reported measure of people's overall health and wellbeing DH DSO	Health and Well-being
NI 120 All-age all cause mortality rate PSA 18	Health and Well-being
NI 121 Mortality rate from all circulatory diseases at ages under 75 DH DSO	Health and Well-being
NI 122 Mortality from all cancers at ages under 75 DH DSO	Health and Well-being
NI 123 16+ current smoking rate prevalence PSA 18	Health and Well-being
NI 124 People with a long-term condition supported to be independent and in control of their condition DH DSO	Health and Well-being
NI 125 Achieving independence for older people through rehabilitation/ intermediate care PSA 18	Health and Well-being
NI 126 Early access for women to maternity services PSA 19	Health and Well-being
NI 127 Self reported experience of social care users PSA 19	Health and Well-being
NI 128 User reported measure of respect and dignity in their treatment DH DSO	Health and Well-being
NI 129 End of life access to palliative care enabling people to choose to die at home DH DSO	Health and Well-being
NI 130 Social Care clients receiving Self Directed Support (Direct Payments and Individual Budgets) DH DSO	Health and Well-being
NI 131 Delayed transfers of care from hospitals DH DSO	Health and Well-being
NI 132 Timeliness of social care assessment DH DSO	Health and Well-being
NI 133 Timeliness of social care packages DH DSO	Health and Well-being
NI 134 The number of emergency bed days per head of weighted population DH DSO	Health and Well-being
NI 135 Carers receiving needs assessment or review and a specific carer's service, or advice and information DH DSO	Health and Well-being

NI 136 People supported to live independently through social services (all ages) PSA 18	Health and Well-being
NI 137 Healthy life expectancy at age 65 PSA 17	Health and Well-being
NI 138 Satisfaction of people over 65 with both home and neighbourhood PSA 17	Health and Well-being
NI 139 People over 65 who say that they receive the information, assistance and support needed to exercise choice and control to live independently PSA 17	Health and Well-being
NI 141 Number of vulnerable people achieving independent living CLG DSO	Health and Well-being
NI 142 Number of vulnerable people who are supported to maintain independent living PSA 17	Health and Well-being
NI 147 Care leavers in suitable accommodation PSA 16	Health and Well-being
NI 148 Care leavers in employment, education or training PSA 16	Health and Well-being
NI 150 Adults in contact with secondary mental health services in employment PSA 16	Health and Well-being
NI 8 Adult participation in sport DCMS DSO	Health and Well-being/Sports Partnership
NI 145 Adults with learning disabilities in settled accommodation PSA 16	Health and Well-being/Supporting People
NI 146 Adults with learning disabilities in employment PSA 16	Health and Well-being/Supporting People
NI 149 Adults in contact with secondary mental health services in settled accommodation PSA 16	Health and Well-being/Supporting People
NI 12 Refused and deferred Houses in Multiple Occupation (HMO) license applications leading to immigration enforcement activity HO DSO	Housing Partnership
NI 154 Net additional homes provided PSA 20	Housing Partnership
NI 155 Number of affordable homes delivered (gross) PSA 20	Housing Partnership
NI 156 Number of households living in Temporary Accommodation PSA 20	Housing Partnership
NI 157 Processing of planning applications as measured against targets for 'major', 'minor' and 'other' application types CLG DSO	Housing Partnership
NI 158 % decent council homes CLG DSO	Housing Partnership
NI 159 Supply of ready to develop housing sites CLG DSO	Housing Partnership
NI 160 Local Authority tenants' satisfaction with landlord services CLG DSO	Housing Partnership
NI 161 Learners achieving a Level 1 qualification in literacy PSA 2	Learning and Skills
NI 162 Learners achieving an Entry Level 3 qualification in numeracy PSA 2	Learning and Skills
NI 163 Working age population qualified to at least Level 2 or higher PSA 2	Learning and Skills
NI 164 Working age population qualified to at least Level 3 or higher PSA 2	Learning and Skills

NI 165 Working age population qualified to at least Level 4 or higher PSA 2	Learning and Skills
NI 13 Migrants English language skills and knowledge HO DSO	Learning and skills? Area Programme
NI 179 Value for money – total net value of on-going cash-releasing value for money gains that have impacted since the start of the 2008-9 financial year CLG DSO	Local authorities
NI 167 Congestion – average journey time per mile during the morning peak PSA 5	OCC - transport
NI 168 Principal roads where maintenance should be considered DfT DSO	OCC - transport
NI 169 Non-principal roads where maintenance should be considered DfT DSO	OCC - transport
NI 177 Local bus passenger journeys originating in the authority area DfT DSO	OCC - transport
NI 176 Working age people with access to employment by public transport (and other specified modes) DfT DSO	OCC - transport
NI 178 Bus services running on time DfT DSO	OCC - transport
NI 175 Access to services and facilities by public transport, walking and cycling DfT DSO	OCC - transport
NI 9 Use of public libraries DCMS DSO	Oxford Inspires
NI 10 Visits to museums or galleries DCMS DSO	Oxford Inspires
NI 11 Engagement in the arts DCMS DSO	Oxford Inspires
NI 143 Offenders under probation supervision living in settled and suitable accommodation at the end of their order or licence PSA 16	Safer Communities Partnership
NI 144 Offenders under probation supervision in employment at the end of their order or licence PSA 16	Safer Communities Partnership
NI 15 Serious violent crime rate PSA 23	Safer Communities Partnership
NI 16 Serious acquisitive crime rate PSA 23	Safer Communities Partnership
NI 18 Adult re-offending rates for those under probation supervision PSA 23	Safer Communities Partnership
NI 20 Assault with injury crime rate PSA 25	Safer Communities Partnership
NI 21 Dealing with local concerns about anti-social behaviour and crime by the local council and police PSA 23	Safer Communities Partnership
NI 24 Satisfaction with the way the police and local council dealt with antisocial behaviour HO DSO	Safer Communities Partnership
NI 25 Satisfaction of different groups with the way the police and local council dealt with anti-social behaviour HO DSO	Safer Communities Partnership
NI 26 Specialist support to victims of a serious sexual offence PSA 23	Safer Communities Partnership
NI 27 Understanding of local concerns about anti-social behaviour and crime by the local council and police HO DSO	Safer Communities Partnership
NI 28 Serious knife crime rate HO DSO	Safer Communities Partnership
NI 29 Gun crime rate PSA 23	Safer Communities Partnership

Draft Oxfordshire Sustainable Community Strategy

NI 30 Re-offending rate of prolific and priority offenders HO DSO	Safer Communities Partnership
NI 31 Re-offending rate of registered sex offenders PSA 23	Safer Communities Partnership
NI 32 Repeat incidents of domestic violence PSA 23	Safer Communities Partnership
NI 33 Arson incidents HO DSO	Safer Communities Partnership
NI 34 Domestic violence – murder PSA 23	Safer Communities Partnership
NI 35 Building resilience to violent extremism PSA 26	Safer Communities Partnership
NI 36 Protection against terrorist attack PSA 26	Safer Communities Partnership
NI 38 Drug-related (Class A) offending rate PSA 25	Safer Communities Partnership
NI 40 Drug users in effective treatment PSA 25	Safer Communities Partnership
NI 41 Perceptions of drunk or rowdy behaviour as a problem PSA 25	Safer Communities Partnership
NI 42 Perceptions of drug use or drug dealing as a problem PSA 25	Safer Communities Partnership
NI 47 People killed or seriously injured in road traffic accidents DfT DSO	Safer Communities Partnership
NI 49 Number of primary fires and related fatalities and non-fatal casualties, excluding precautionary checks CLG DSO	Safer Communities Partnership
NI 17 Perceptions of anti-social behaviour PSA 23	Safer Communities Partnership/ CYPP
NI 19 Rate of proven re-offending by young offenders PSA 23	Safer Communities Partnership/ CYPP
NI 22 Perceptions of parents taking responsibility for the behaviour of their children in the area HO DSO	Safer Communities Partnership/ CYPP
NI 43 Young people within the Youth Justice System receiving a conviction in court who are sentenced to custody MoJ DSO	Safer Communities Partnership/ CYPP
NI 44 Ethnic composition of offenders on Youth Justice System disposals MoJ DSO	Safer Communities Partnership/ CYPP
NI 45 Young offenders engagement in suitable education, employment or training MoJ DSO	Safer Communities Partnership/ CYPP
NI 48 Children killed or seriously injured in road traffic accidents DfT DSO	Safer Communities Partnership/ CYPP
NI 46 Young offenders access to suitable accommodation MoJ DSO	Safer Communities Partnership/ CYPP/ Housing
NI 39 Alcohol-harm related hospital admission rates PSA 25	Safer Communities Partnership/ Health and Well-being
NI 23 Perceptions that people in the area treat one another with respect and dignity HO DSO	Safer Communities Partnership/ Voluntary sector development partnership
NI 37 Awareness of civil protection arrangements in the local area CO DSO	Safer Communities Partnership/Emergency Planning
NI 140 Fair treatment by local services PSA 15	Social Inclusion
NI 190 Achievement in meeting standards for the control system for animal health Defra DSO	Trading standards

NI 1 % of people who believe people from different backgrounds get on well together in their local area PSA 21	Voluntary Sector Development Partnership
NI 2 % of people who feel that they belong to their neighbourhood PSA 21	Voluntary Sector Development Partnership
NI 3 Civic participation in the local area PSA 15	Voluntary Sector Development Partnership
NI 4 % of people who feel they can influence decisions in their locality PSA 21	Voluntary Sector Development Partnership
NI 5 Overall/general satisfaction with local area CLG DSO	Voluntary Sector Development Partnership
NI 6 Participation in regular volunteering CO DSO	Voluntary Sector Development Partnership
NI 7 Environment for a thriving third sector CO DSO	Voluntary Sector Development Partnership
NI 191 Residual household waste per head Defra DSO	Waste Partnership
NI 192 Household waste recycled and composted Defra DSO	Waste Partnership
NI 193 Municipal waste land filled Defra DSO	Waste Partnership
NI 195 Improved street and environmental cleanliness (levels of graffiti, litter, detritus and fly posting) Defra DSO	Waste Partnership
NI 196 Improved street and environmental cleanliness – fly tipping Defra DSO	Waste Partnership