

STOKE WOOD

DISTANCE: 0.7 miles (1.1km)

SLOPE: Maximum 1:15






CROSS SLOPE: All level

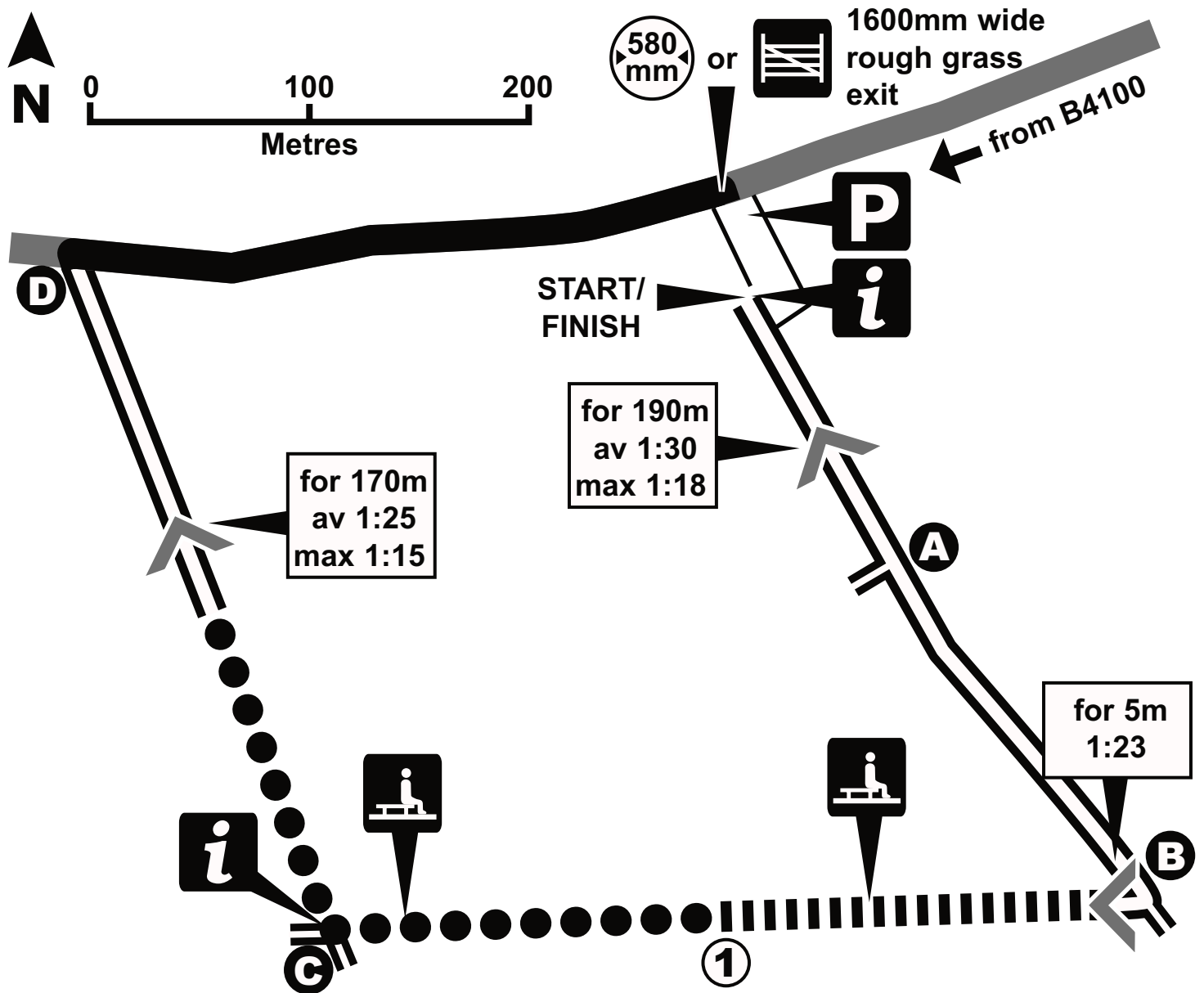
WIDTH: All wider than 1m with regular informal passing places.

The route in mixed woodland is signed with blue waymarks.

PLEASE NOTE: Route can be slightly muddy in a few places after wet weather.

SURFACE:

	Approach road		Firm - bare earth with occasional tree roots up to 10mm and occasional mud
	Hard, smooth - occasional stones up to 10mm		Hard and smooth
	Firm - short grass and bare earth with occasional tree roots up to 10mm		



HOW TO GET TO STOKE WOOD

MAP: OS Landranger 164, grid ref SP555280

ROAD: Download free map from www.streetmap.co.uk - enter grid ref above as a Landranger and click SEARCH. Signed 'Stoke Wood' 250m west off B4100, 3³/₄ miles (6km) north of Bicester.

NEAREST FACILITIES:



and



M40 service station at junction 10, 1³/₄ miles (2.8km) by road

	Parking for many cars. Hard and level with some stones up to 30mm		Information	av	Average
	Gate		Rest area		Accessible toilets
	Width restriction		Slope - points downhill		Refreshments

ROUTE DESCRIPTION

START from entrance to path in car park. Turn left up slope next to wood.

- A** Continue straight ahead where green and red waymarked routes leave to right
- B** Turn right into wood. Continue to crossing of paths at C
- C** Turn right. After 90m the path descends to the junction at D
- D** Turn right. Follow tarmac path. After gate or narrow gap turn right to car park and FINISH

POINTS OF INTEREST

Stoke Wood is an ancient woodland at least 400 years old. It is now owned and managed by the Woodland Trust. In spring many woodland plants flower including bluebell, dog's mercury and wood spurge.

- ① This large Corsican pine is one of many species of trees growing in the wood.

PLEASE NOTE: Other paths in the wood are mostly firm and level but have muddy areas, slippery sections and occasional patches of large stones. For further information about this wood please contact The Woodland Trust on 01476 581111