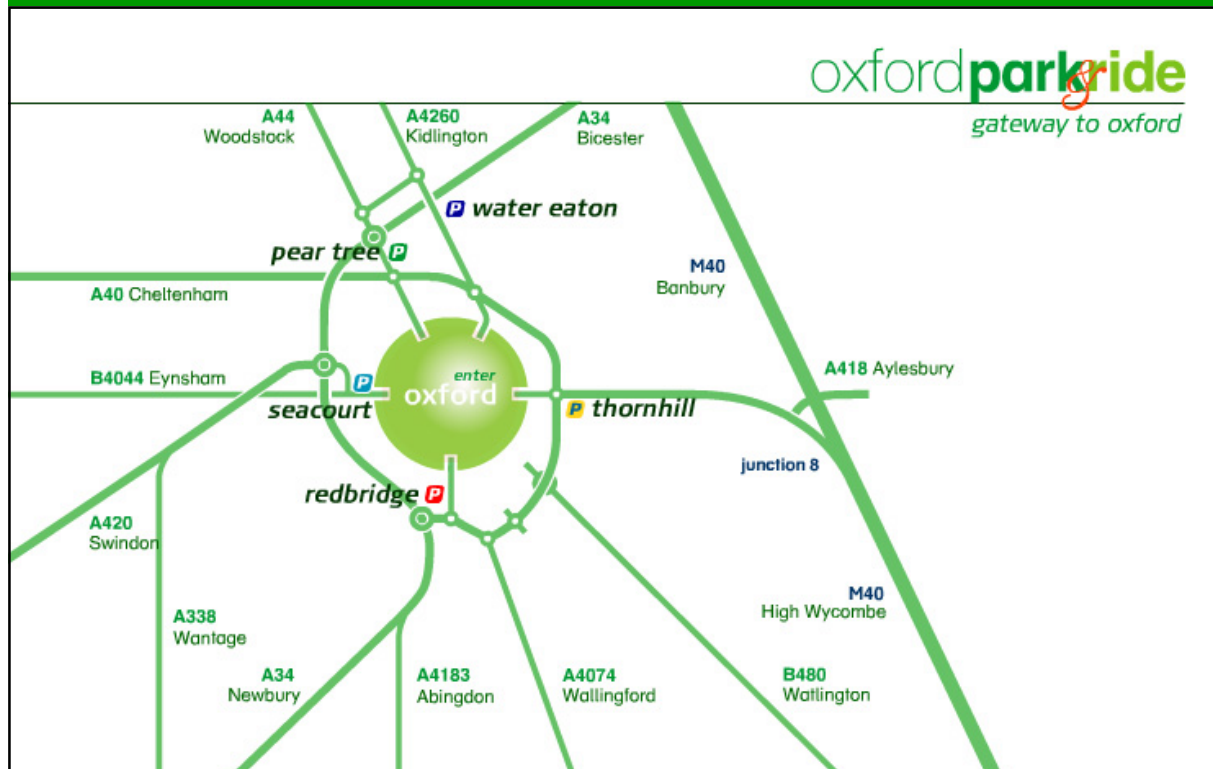


# Pear Tree Park & Ride



Sat-Nav users enter postcode **OX2 8JD** for Pear Tree.

- Service 300 to City Centre
- Journey time to city is around 12 minutes
- 1108 car parking spaces in total
- 18 disabled car parking spaces
- Maximum vehicle entry height 2.3m
- Free car parking for up to 24 hours.
- Open 7 days a week
- On site security patrol between 0700 & 2300 Monday to Saturday, and 0700 to 1700 on Sundays.
- CCTV in operation on site 24 hours a day.
- Easy access buses.

# Pear Tree Park & Ride

First buses from Pear Tree Park & Ride				
Destination	Service	Mon-Fri	Sat	Sun
City Centre	300	0600	0600	0840




Last buses to Pear Tree Park & Ride				
Departure point	Service	Mon-Fri	Sat	Sun
City Centre	300	2330	2330	1852*

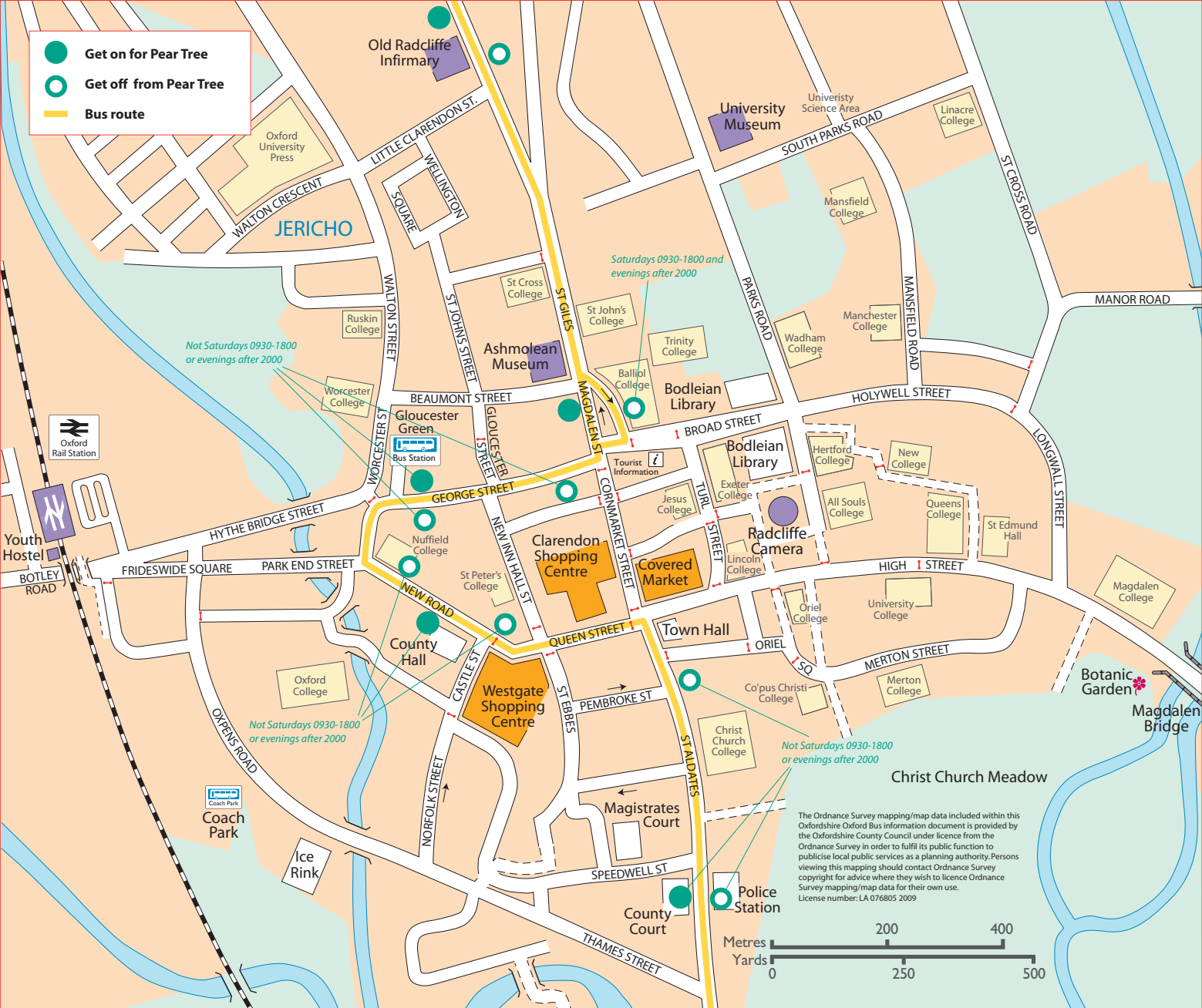
Service frequency from Pear Tree Park & Ride				
Destination	Service	Mon-Fri	Sat	Sun
City Centre	300	8-10 mins	8-10 mins	15 mins

Park & ride fares	
	<b>300</b>
Peak return (before 9am Mon-Fri)	£2.50
Off peak return (all other times)	£2.20
2 person peak return	£4.50
2 person off peak return	£4.00
12 journey ticket	£12.50
1 year season ticket	£300

Prices / times quoted correct to May 2010 but may be subject to change.

# Service 300 – Pear Tree

-  Get on for Pear Tree
-  Get off from Pear Tree
-  Bus route



Not Saturdays 0930-1800 or evenings after 2000

Saturdays 0930-1800 and evenings after 2000

Not Saturdays 0930-1800 or evenings after 2000

Not Saturdays 0930-1800 or evenings after 2000

The Ordnance Survey mapping/map data included within this Oxfordshire Oxford Bus Information document is provided by the Oxfordshire County Council under licence from the Ordnance Survey in order to fulfil its public function to publicise local public services as a planning authority. Persons viewing this mapping should contact Ordnance Survey copyright for advice where they wish to licence Ordnance Survey mapping/map data for their own use. License number: LA 076805 2009

