

Paper Snapper: Ask an adult to help you!

DRAGO



Cut and fold the game. Then play to find out who can be part of Drago's Fire Safety Crew out of you and your friends.

Cut _____

Fold

1 Don't leave candles unattended

2 Test your smoke alarm

3 Hoax calls cost lives - Only Call 999 in a real emergency

4 If there is a fire get out, stay out, call 999

5 Practice your escape plan now

6 Make an escape plan

7 Never play with matches and lighters

8 Do not over load your plug socket

Mummy

Daddy

Drago

Flash




Instructions: Ask an adult to help you!

DRAGO

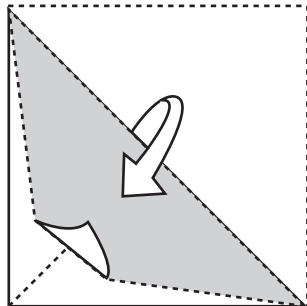


- 1) Cut along the borders of the square and flip the 4 characters face down.
- 2) Fold diagonally, this will give you a triangle, then fold in half to make a smaller triangle. Then open.
- 3) Fold in the 4 corners. You should see the 4 characters form a square (Drago, Flash, Mummy and Daddy), and the numbers 1–8 round the outside.
- 4) Turn it over so the safety messages are now face up.
- 5) Fold corners in again. You should just see all numbers 1–8
- 6) Fold the square in half horizontally to create a rectangle.
- 7) Place rectangle with character names facing you.
- 8) Now slip thumb and index finger under flaps and so the same on the other side.
- 9) Push upwards to form a pyramid.
- 10) Now you're ready to play.

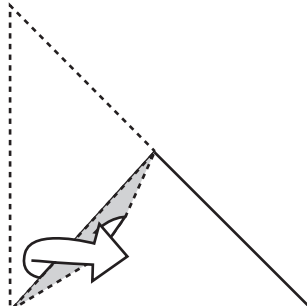
For further guidance please see diagrams below **A–K**



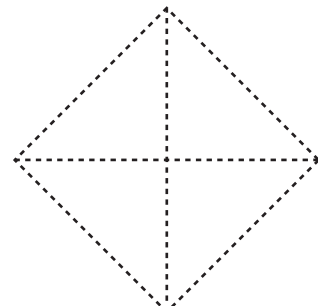
A



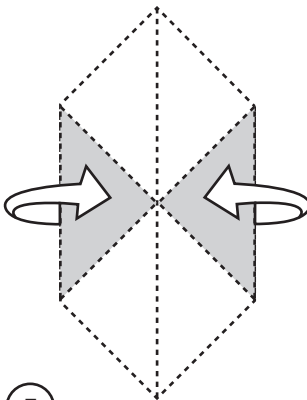
B



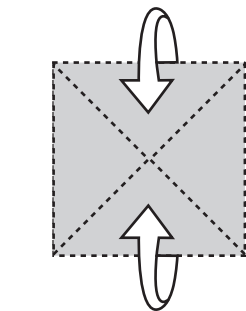
C



D



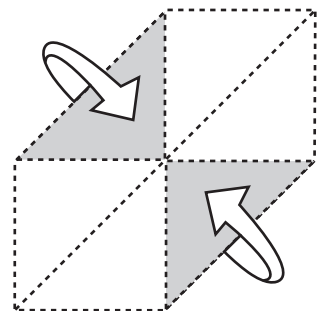
E



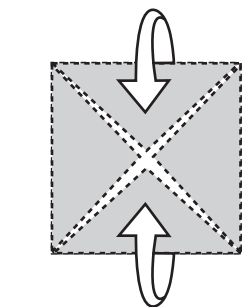
F



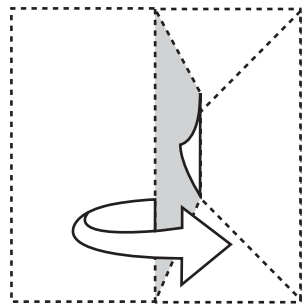
G



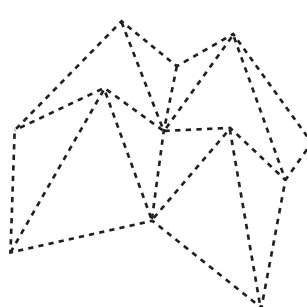
H



I



J



K