


How to make a sockmonkey!



Congratulations on wanting to make a super cool sockmonkey! My name is Dimitri and I'll help you get your new friend sewn together in no time at all... so get a brew on and let's make a monkey.



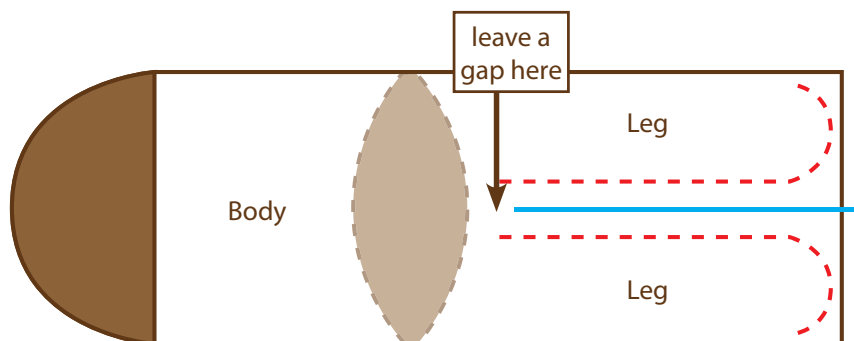
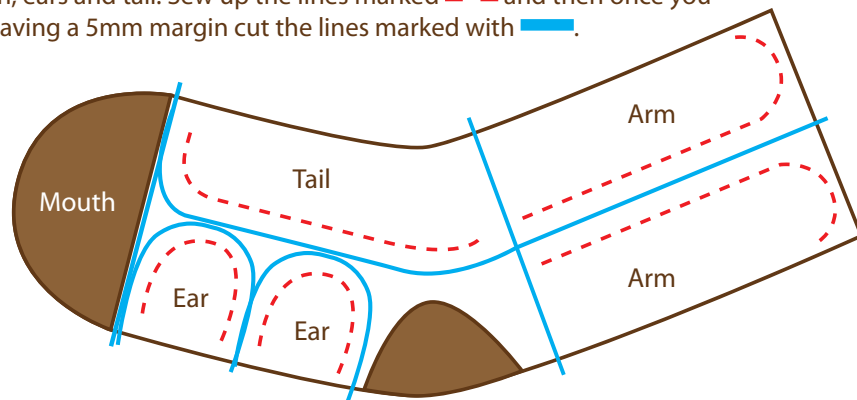
step 1

You need:

- Two socks
- A Needle
- Thread
- Buttons for eyes
- Stuffing
- A heart (made of felt)

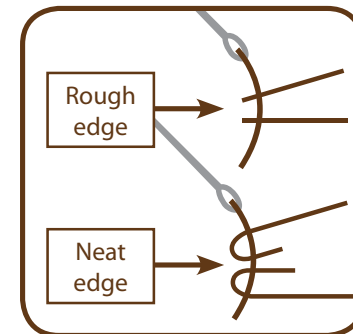
step 2

Turn the socks inside out and lay them in front of you like below. The left sock will be the 'Body' of your sockmonkey, and the right sock will be the 'Parts'; its arms, mouth, ears and tail. Sew up the lines marked ■ ■ and then once you are done, leaving a 5mm margin cut the lines marked with ■■.



step 3

Turn the 'Body' sock the right-way out through the gap that you left. Push stuffing in though the hole (remembering half way to add the heart) and start to see your monkey take shape. You then need to sew up the gap so the stuffing doesn't all come out. Use small stitches and fold the edge to get a neater edge (See diagram to the right).



step 4

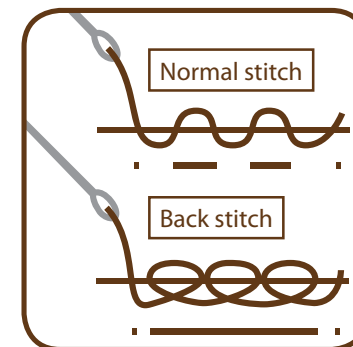
Turn the body parts right-way out and fill them with stuffing. Now lay your sockmonkey out flat so you can position the arms, ears and mouth where you want them on the body. Using the same stitches you used in Step 3 attach the parts and see your sockmonkey come to life!

step 5

Flip your sockmonkey over onto its tummy and attach the tail.

step 6

Position the eyes where you think best and sew them on too.



step 7

Now you can add a mouth by using 'back stitch' (see diagram to the right). Remember to curve the mouth into a smile (unless you want an angry looking monkey).

step 8

Now your sockmonkey is complete! Take good care of your monkey and he will bring you a lifetime of fun. If they get dirty don't worry (as they do dribble their food and love playing in mud), just wash them by hand and leave them somewhere cosy warm to dry.

Remember that although I am a friendly creature I may not be suitable for young children as they may damage me and choke on my leg or something nasty like that.



Oxfordshire Waste Partnership Your local councils working together to improve your environment